



CO-CREATED VISUAL LIBRARY





Meetup #39

Building a Visual Icon Library + Visual Note-taking 101

Tuesday, January 28, 2020 - 6:30 PM to 8:00 PM
WeWork 2 Eastbourne Terrace

BIG THANKS TO ALL ATTENDEES!



DR MAKAYLA LEWIS

By day, HCI and AI Research Fellow
By night, Freelance Illustrator and Sketchnoter

Social media: @maccymacx
www.makaylalewis.co.uk

OVERVIEW





ONE ICON PER POST-IT NOTE

10 MIN

- Earth
- Day
- Night
- Recycle
- Forest
- Team
- Review
- Empathy
- Friend
- Think
- Listen
- Look
- Touch
- Run
- Juggle
- Cheer
- Ice
- Rainbow
- History
- Social Media
- Pollution
- Iteration
- Story
- Accessibility
- Explore
- Money
- Time
- Idea
- Crawl
- Jump


Remember: All objects composed out of simple elements





FOOD & DRINK

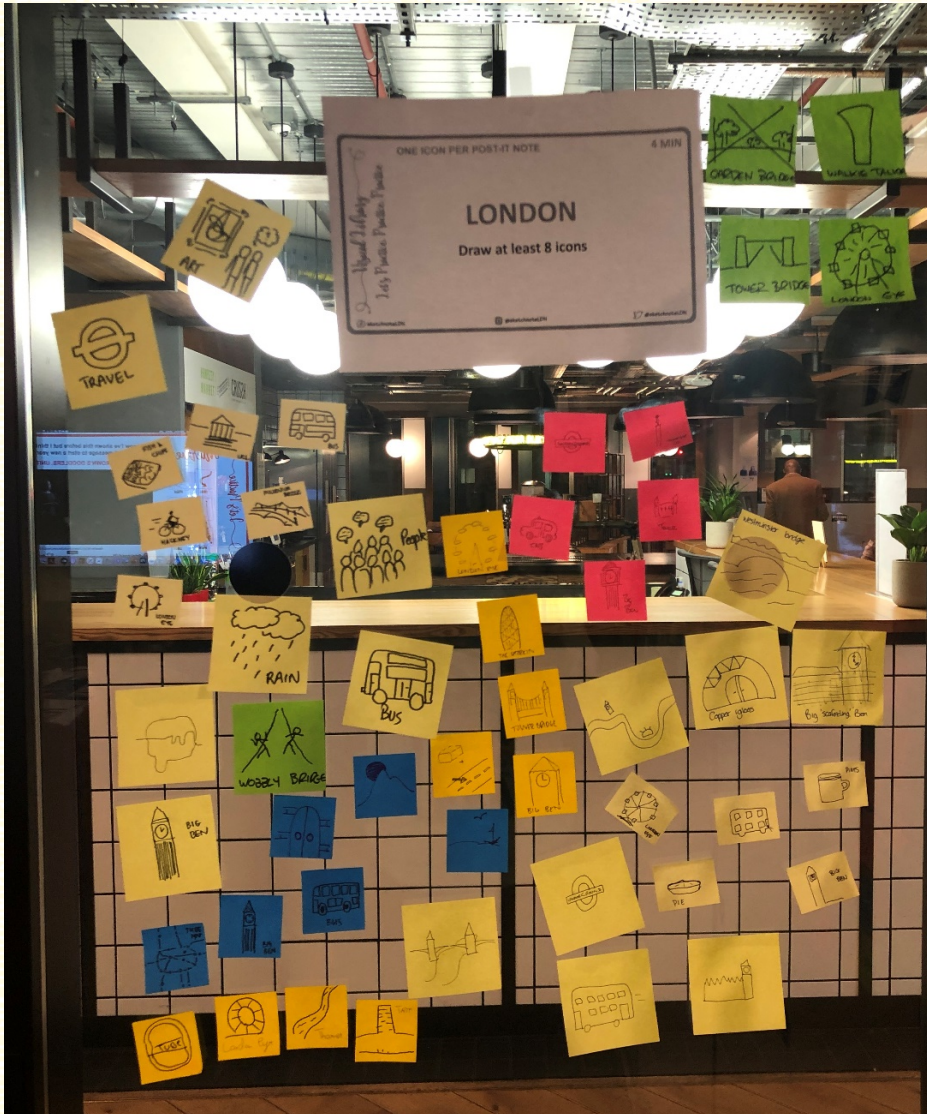
Draw at least 8 icons



4 MIN

LONDON

Draw at least 8 icons



ANIMALS & PLANTS

Draw at least 8 icons



4 MIN

[illegible]

A 3x3 grid of sticky notes, each featuring a simple line drawing and a word. The drawings are: a sequence of five '2's, a circle divided into three sections, a person swimming, a person in a window, a sun over waves, a lighthouse, a house, a group of people, and a smiley face. The words are: CALM., PEACE, SEA, ART., BRIGHTON, HOME, and FAMILY. The bottom-right cell is empty.

22222	PEACE	SEA
CALM.	SEA	BRIGHTON
HOME	FAMILY.	

 @sketchnoteLDN